



भारतीय विमानपत्तन प्राधिकरण
AIRPORTS AUTHORITY OF INDIA
(‘A’ Miniratna Category-1 Public Sector Enterprise)
REGIONAL HEADQUARTERS (NR), NATS Building,
GURGAON ROAD, NEW DELHI-110 037

ADVT. NO. 01/2024/APPRENTICE/GRADUATE/DIPLOMA/ITI/NR

Notification for Engagement of Graduate/Diploma Apprentices (under Apprentices Act, 1961) for year 2024-25 in Airports Authority of India, Northern Region

Airports Authority of India (AAI) (Schedule – ‘A’ Miniratna Category-1 Public Sector Enterprise) was constituted by an Act of Parliament and came into being on 1st April, 1995 by merging erstwhile National Airports Authority and International Airports Authority of India. The merger brought into existence a single organization entrusted with the responsibility of creating, upgrading, maintaining and managing civil aviation infrastructure both on the ground and air space in the country.

Airports Authority of India, Regional Headquarter (Northern Region) is inviting applications from the eligible candidates who are domiciles of **Chandigarh, Delhi, Haryana, Himachal Pradesh, Jammu & Kashmir, Leh Ladakh, Madhya Pradesh, Punjab, Rajasthan, Uttar Pradesh, Uttarakhand** for an Apprenticeship Training Program of one year in various airports in Northern Region for the year 2024-25. During the period of Apprenticeship Training, the candidates are governed by Apprentices Act, 1961 (as amended in 1973 and till date) and commensurate policies/rules of the organization.

A. Details of posts and qualifications (No. of posts are tentative that can be reduced/increased) :

| S. No. | Field of Specialization/Discipline | No. of seats | Duration of Training | Monthly Stipend | Locations/Airports of Apprenticeship Training at Northern Region Airports. |
|--------|------------------------------------|--------------|----------------------|--|--|
| 1. | Civil (Graduate) | 07 | 1 year | 1. Graduate (Degree) Apprentices- Rs.15000=10500 (AAI Share)+4500 (Govt. Share through DBT) 2. Technical (Diploma) Apprentices- Rs.12000=8000 | Adampur, Agra, Aligarh, Amritsar, Ayodhya, Azamgarh, Bareilly, Bhatinda, Bikaner, CATC, Chitrakoot, Dehradun, Farukhabad, |
| 2. | Civil (Diploma) | 26 | 1 year | | |
| 3. | Electrical (Graduate) | 06 | 1 year | | |
| 4. | Electrical (Diploma) | 25 | 1 year | | |
| 5. | Electronics (Graduate) | 06 | 1 year | | |
| 6. | Electronics (Diploma) | 23 | 1 year | | |

27/11/2024

| | | | | | |
|--------------|---|------------|--------|--|---|
| 7. | Computer Science/ Information Technology (Graduate) | 02 | 1 year | (AAI Share) +4000 (Govt. Share through DBT) 3. Trade Apprentices (ITI) Rs. 9000/- | Fursatganj, Gorakhpur, Gwalior, Hindon, Jaipur, Jaisalmer, Jammu, Jodhpur, Kangra, Kanpur, Khajuraho, Kishangarh, Kullu, Kushinagar, Leh, Lucknow, Ludhiana, Meerut, Moradabad, Pantnagar, Pathankot ,Pithoragarh, Prayagaraj, Safdarjung, Shravasti, Shimla, Srinagar, Udaipur, Varanasi, etc. and various offices in New Delhi. |
| 8. | Computer Science/ Information Technology (Diploma) | 06 | 1 year | | |
| 9. | Aeronautical/Aerospace/ Aircraft Maintenance (Graduate) | 02 | 1 year | | |
| 10. | Aeronautics/Aerospace/ Aircraft Maintenance (Diploma) | 04 | 1 year | | |
| 11. | Computer Operator Programing Assistant (ITI) | 73 | 1 year | | |
| 12. | Steno (ITI) | 08 | 1 year | | |
| 13. | Mechanical/ Automobile (Graduate) | 03 | 1 year | | |
| 14. | Mechanical/ Automobile (Diploma) | 06 | 1 year | | |
| Total | | 197 | | | |

Last date of application: 25.12.2024 (please read the general instructions carefully before applying)

B. Educational Qualification:

1. Graduate/Diploma: Candidates should possess full time (regular) four years degree or three years (regular) diploma in Engineering in any of the above mentioned streams, recognized by AICTE, GOI.
2. ITI Trade: candidates should possess ITI/NCVT certificate of the above mentioned trades from institutions recognized by AICTE, GOI.

C. Conditions:

1. Apprentices shall have to undergo Apprenticeship training at notified Airports/Establishments. **The allocated airport/station/unit will be final; no change in place of training will be entertained.**
2. As per the provisions of the Apprentices Act, 1961 as amended from time to time, candidates who have already completed their apprenticeship or terminated their

Handwritten signature and date: 27/11/2024

apprenticeship midway or are pursuing in other organizations or in AAI with the same qualification level, shall not be eligible for engagement as apprentice.

3. As per the Apprentices Act, 1961, candidates who have already undergone apprenticeship training/job experience for a period of 1 year or more after the attainment of essential qualifications, shall not be eligible for engagement as apprentice.

D. Eligibility Criteria:

1. Only Indian Nationals **from the Northern Region** are eligible.
2. Candidates passed degree/diploma **in or after 2020** are eligible.
3. Age limit: Minimum age is 18 years and Maximum age is 26 years as on 31.10.2024. (Relaxation in upper age limit for categories like SC/ST/OBC/PWBD etc. as per Govt. of India guidelines is applicable)

E. Mode of Selection:

1. Provisional selection of the candidates would be based on percentage (%) of marks in the qualifying examination.
2. The candidature of the applicant would be provisional. The shortlisted candidates will be called for Interview/Document verification through their registered email IDs only.
3. The final selection will be based on Interview/verification of documents and submission of Medical Fitness Certificate at the time of joining.
4. The selected candidates will be posted preferably at the given locations in Northern Region based on their registration location (in portal).

F. General Instructions:

1. Last date of application is 25.12.2024.
2. The interested candidates are required to apply through BOAT's/RDAT's web portal www.nats.education.gov.in (for graduate/diploma apprentices) and www.apprenticeshipindia.org (for ITI Trade) by finding establishment **Airports Authority of India –RHQ NR, New Delhi** (NDLSWC000002(BOAT)/ E05200700101(NAPS)) and click on the apply button in the next page. After successful application, the message "Successfully applied for the training position. Based on availability, you will be contacted by the establishment" will appear.
3. **Candidates should register themselves with the concerned portal (NATS/NAPS) prior to applying for apprenticeship training in AAI without fail (Annexure I, II, III & IV).** Applications received online through NATS/NAPS portal will only be considered. Correspondence/Communication in any other manner will not be entertained.
4. No TA/DA will be provided.
5. The number of candidates to be engaged is indicative and may change without any further notification.
6. During the period of apprenticeship, candidates will be governed by the Apprentices Act, 1961 (as amended in 1973 and till date) and the policies/rules of the organization.
7. Reservation for SC/ST, OBC and EWS as applicable will be followed, however, in case of non-availability of candidates in reserved category it will be filled from other reserved categories/general categories.


27/11/2024

8. **Airports Authority of India has no obligation to give regular employment to Apprentices.** They shall have no right to claim regular employment from AAI on the basis of this apprenticeship at any point of time. This training program shall not create any liability on AAI for providing any job to the Apprentice. AAI management does not take any responsibility for any sort of employment/placement.
9. The decision of Management will be final and binding on all candidates on all matters relating to eligibility, acceptance or rejection of the applications, mode of selection, cancellation of the selection process either in part or full, etc. No correspondence will be entertained in this regard. Filling up of the seats is solely at the discretion of the management based on suitability of candidates and no claim will be entertained, if some of these seats are not filled due to unsuitability/insufficient number of candidates.
10. AAI Management does not take any responsibility to reply to the candidate/organization for non-selection /non-issuance of call letter.
11. It shall be the sole responsibility of the candidates to get their profile verified from the respective regional Board.
12. Candidates applying for more than one discipline will not be considered and their application will be rejected.
13. **No Application Fee** is being charged.
14. The candidature of the applicant would be provisional, subject to verification of all certificates and submission of certificate of Medical Fitness (to be obtained only from a Government Medical officer/Medical Officer of a Government Undertaking) at the time of joining.
15. At any stage of selection process, if it is found that the candidate has furnished false or incorrect information, then the candidature/engagement of the candidate is liable to be cancelled.
16. For BOAT Portal www.nats.education.gov.in related queries please email or reach out to Northern Region Students, Email: studentquery@boatnr.org, admin@boatnr.org, info@boatnr.org, Phone 0512-2584056/2584057/2580349.
17. For NAPS portal, candidates may contact via e-mail apprenticeship@nsdcindia.org or log on to www.apprenticeshipindia.org.
18. In case of any dispute, **English version** of notice and communication will be treated as valid.


27/11/2024

ANNEXURES

NATIONAL APPRENTICESHIP TRAINING SCHEME (NATS) 2.0 PORTAL

**Portal Functionalities Walkthrough - Students
Manual**



Contents

| | |
|--|----|
| Overview | 2 |
| Modules & Functionality | 2 |
| 1. Student Registration..... | 6 |
| 2. Student Profile | 9 |
| 3.Contract management by Student | 15 |
| 3.1 Contract Accepted and downloaded | 16 |
| 4. Student Profile LOCKED | 18 |
| Contact Us..... | 19 |

Overview

National Apprenticeship Training Scheme is one of the flagship programmes of Government of India for Skilling Indian Youth in Trade disciplines. The National Apprenticeship Training Scheme under the provisions of the Apprentices Act, 1961 amended in 1973; offers Graduate, Diploma students and Vocational certificate holders; a practical, hands-on On-the-Job-Training (OJT) based skilling opportunities with duration ranging from 6 months to 1 year.

Modules & Functionality

Students play the critical role in NATS 2.0 Portal of posting apprenticeship advertisements aligned to their manpower requirements. The following modules pertain to the apprenticeship related activities a student is responsible for:

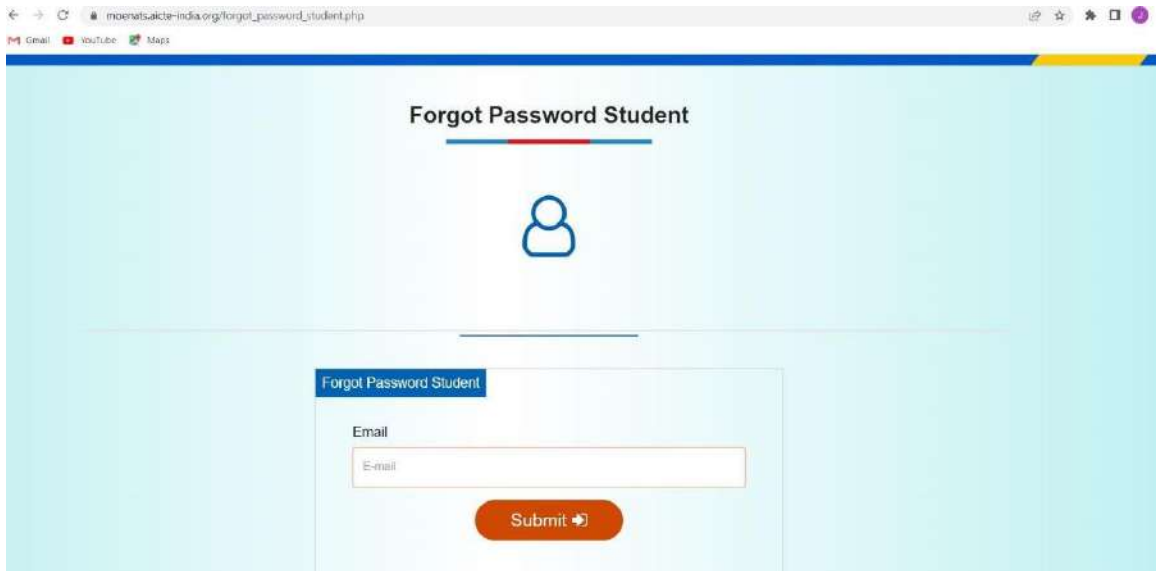
- Step 1:** Registration
- Step 2:** Profile filling
- Step 3:** Apply for apprenticeship available
- Step 4:** Application Management
- Step 5:** Contract creation
- Step 6:** Profile Lock
- Step 7:** Record of progress
- Step 8:** Download COP, after successful completion of apprenticeship program.
- Step 9:** Employment Opportunities

Below is each of these modules elaborated along with screenshots.

Resetting password (upgraded portal)

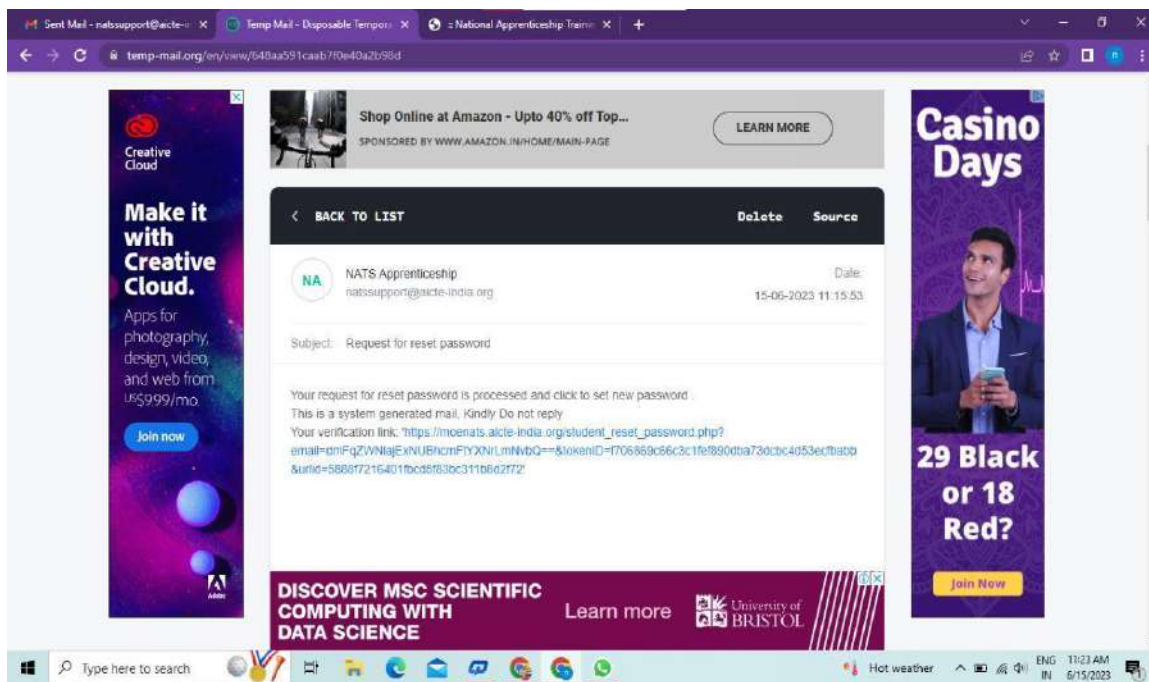
Step 1: Click on the below link,

https://moenats.aicte-india.org/forgot_password_student.php



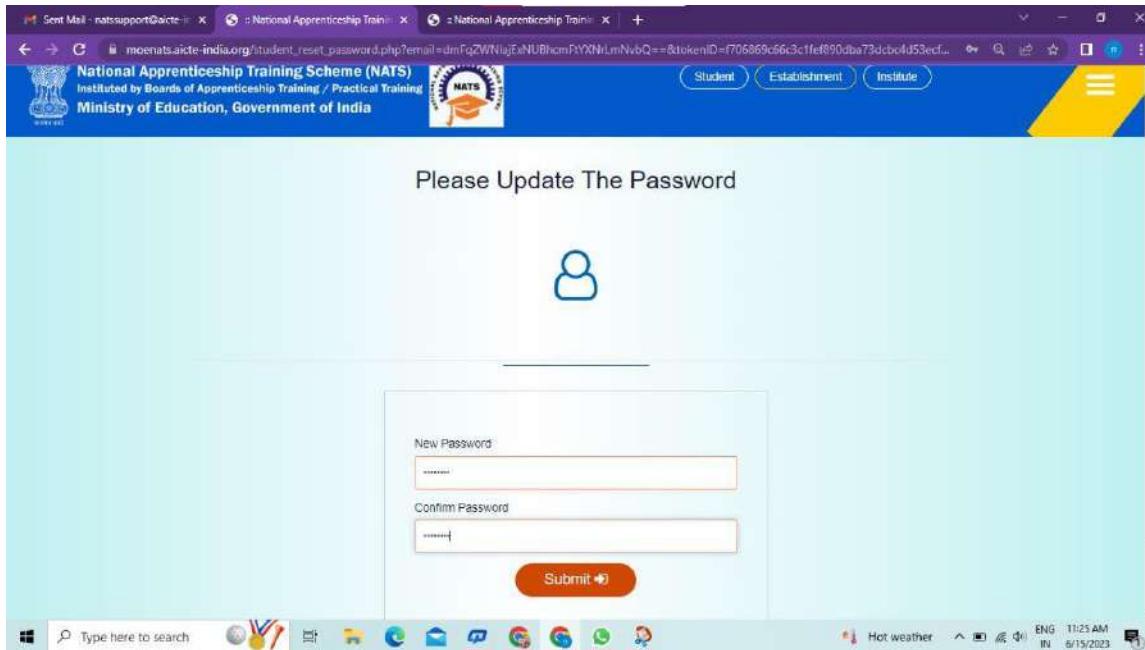
The screenshot shows a web browser window with the URL https://moenats.aicte-india.org/forgot_password_student.php. The page has a light blue background and a white central box. At the top of the box, it says "Forgot Password Student" with a red underline. Below this is a blue outline of a person's head and shoulders. Underneath is a white input field labeled "Email" with the placeholder text "E-mail". Below the input field is a red "Submit" button with a right-pointing arrow.

Step 2: Enter your email, a password reset email will be received to the email.



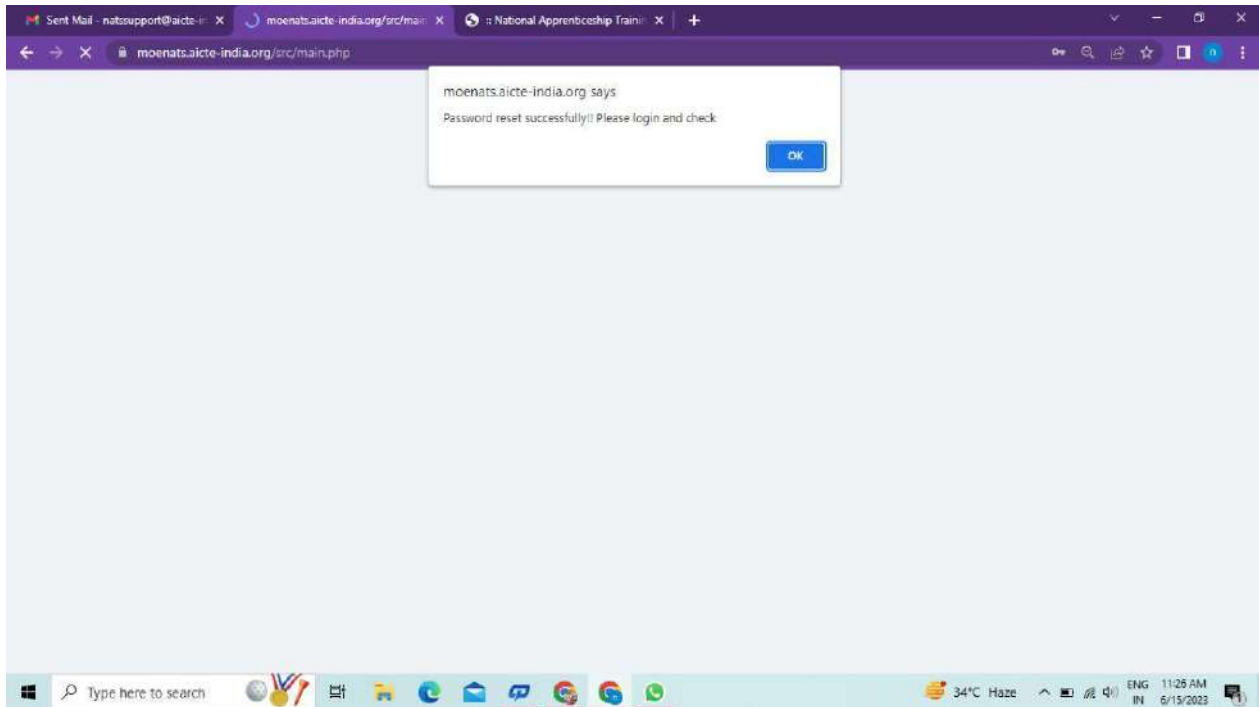
Step 3: Open the email and click on the link, and it will be redirected to the password reset page.

Step 4: From this page, you will be prompted to enter the password two times for confirmation.



The screenshot shows a web browser window displaying the NATS password reset page. The browser's address bar shows the URL: `mcenats.aicte-india.org/student_reset_password.php?email=dmFqZWVhagFkNU8hcmFYXNiLmNvbQ==&tokenID=f706869c66c3c1fef890dba73dcb04d53ed...`. The page header includes the NATS logo and the text "National Apprenticeship Training Scheme (NATS) Instituted by Boards of Apprenticeship Training / Practical Training Ministry of Education, Government of India". There are navigation buttons for "Student", "Establishment", and "Institute". The main heading is "Please Update The Password" with a user icon. Below this, there are two input fields: "New Password" and "Confirm Password", both containing masked characters. A "Submit" button is located below the input fields. The Windows taskbar at the bottom shows the search bar, taskbar icons, and system tray with the date and time "11:25 AM 6/15/2023".

Step 5: A success pop-up will appear on screen & the password is shared over your email in return.



Step 6: To Login Visit https://moenats.aicte-india.org/student_login.php , enter your login credentials to login as student.

1. Student Registration

Students are expected to register on the NATS 2.0 Portal with their preliminary details before they are enrolled in apprenticeship.

Student registration url: https://moenats.aicte-india.org/student_register.php.

Following the above details, student is asked to fill the below details,

- Basic details – Name, Father/Mother’s name, Aadhar no.
- Educational details – Course/Institute details
- Communication information- Address, Mobile no
- Training preference – Preferred field/location for apprenticeship
- Bank details

Below are the student registration form screenshots.

Registration form for Students

Student Register

This Enrollment module of student facilitates to the Pass-Outs in Graduate in Engineering / Technology, Graduate in General Stream, Graduate in Vocational, Diploma in Engineering / Technology, Diploma in General Stream, Diploma in Vocational. The Students pursuing sandwich courses should contact their institution for enrollment.

Have you undertaken any previous training as part of the apprenticeship programme (except sandwich apprenticeship)

NO

Do you have any work experience of one year or more

NO

Have you passed out through Regular / Part Time / Distance

DISTANCE

Name *

MANISHA

Date of Birth *

09/16/2001

Gender*

FEMALE

Category *

OBC

Aadhar Number(Pattern xxxx xxxx xxxxx)*

XXXX XXXX 7578

Upload Aadhar Card (only pdf size < 1MB) *

Choose File adhar.pdf

Registration form for Students (cont.)

moenats.aicte-india.org/student_register.php

State to Which Institute Belongs *
 DELHI

District to Which Institute Belongs *
 NEW DELHI

Institute Name (If institute name not appearing in drop down , please contact natssupport@aicte-india.org)*
 ASHOK INSTITUTE OF HOSPITALITY AND TOURISM MANAGEMENT 6568

Select Graduate in Engg./Tech in case of B.E./B.Tech/B.Pharma/B.Arch/B.HMCT/B.Lib/B.E.Agr/B.E.Dairy/B.E.Biotech/B.Food/B.Fashion Degree/BCA/BFA/BBA/BBS/BEM/BD/BPA/BSW/BA/BCOM/BSC/BscAgni/BscDairy/BscBiotech/BscFood
 Select Graduate in General Stream in case of General Bachelor
 Select Diploma in Engg./Tech in case Polytechnic – Engg/Pharma/Arch/HMCT/Lib/Agr/Food/Fashion/MoP/Secretarial/MLT

Education Type (Pass Out)*
 DIPLOMA IN ENGINEERING / TECHNOLOGY

Course Name*
 CEMENT TECHNOLOGY

Specialization *
 CEMENT TECHNOLOGY

Student ID (Unique Registration/Roll Number)*
 98787876786623456787654323456543

Year of Passing *
 2022

Month of Passing *
 JUNE

Percentage * (For CGPA, convert into Percentage according to University formula)
 99

moenats.aicte-india.org/student_register.php

Email (Will be used as a Username for Login Purpose)*
 miheye1046@soremapp.com

Mobile No (Will be used as a Username for Login Purpose)*
 8686868686

Password*

Confirm Password*

Show Password

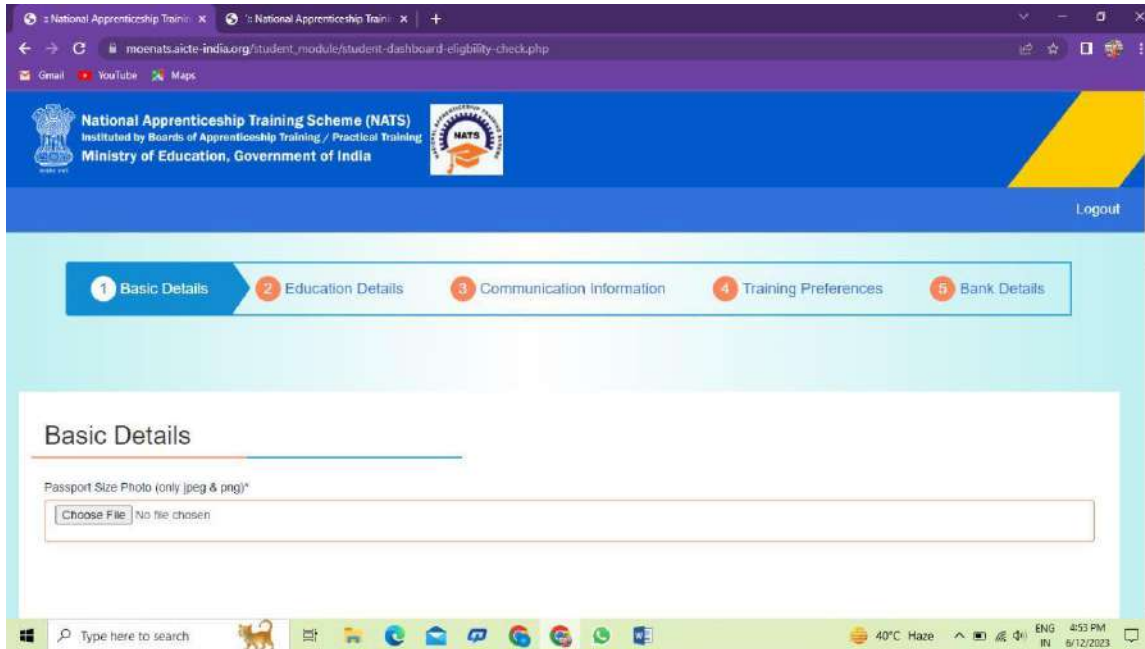
I'm not a robot

Student Register

Quick links Help & Reports Others

2. Student Profile

Following are the basic details to be filled by student at time of registration:



The screenshot displays the NATS student dashboard at the URL moenats.aicte-india.org/student_module/student-dashboard-eligibility-check.php. The page header includes the NATS logo and text: "National Apprenticeship Training Scheme (NATS) Instituted by Boards of Apprenticeship Training / Practical Training Ministry of Education, Government of India". A "Logout" link is visible in the top right corner. A progress bar at the top of the main content area shows five steps: 1. Basic Details (active), 2. Education Details, 3. Communication Information, 4. Training Preferences, and 5. Bank Details. The "Basic Details" section is currently active and contains a form for uploading a "Passport Size Photo (only jpeg & png)". A "Choose File" button is present, with the text "No file chosen" next to it. The Windows taskbar at the bottom shows the system tray with a temperature of 40°C, a weather condition of "Haze", and the date and time as 4:53 PM on 05/12/2023.

The first step basic details – show the details filled in the before filled registration form. The student shall continue to fill their profile.

The screenshot shows a web browser window with two tabs titled "National Apprenticeship Traini...". The address bar displays "moenats.aicte-india.org/student_module/student-dashboard-eligibility-check.php". The page content is a form titled "Basic Details" with the following fields:

- Passport Size Photo (only jpg & png): [Browse] [Cancel]
- Name of Student*: [Kishore]
- Date of Birth*: [10.08.2000]
- Gender*: [MALE] (dropdown)
- Category*: [SC] (dropdown)
- Mother's Name*: [T. PRINIA]
- Father's Name*: [K.P. PRASADHARU]
- Aadhaar Number*: [XXXXXXXXXXXX] (with "Look up Aadhaar" link)
- Aadhaar: [View Aadhaar]
- Widely*: [NO] (dropdown)
- Person with Disability*: [NO] (dropdown)
- Email*: [kshishore@rediffmail.com]
- Mobile*: [9898989898]

At the bottom of the form is a red button labeled "Save and continue". Below the form is a navigation bar with "Quick links", "Help & Reports", and "Others". The Windows taskbar at the bottom shows the search bar, task view, and various application icons, along with system tray information: 40°C Haze, ENG, 4:54 PM, IN, 6/12/2023.

STEP 2: Education details:

Students need to provide education details like course/college details . The forms would appear in the below format:

moenats.aicte-india.org/student_module/student-dashboard-education-details.php

EDUCATIONAL DETAILS

Select State in Drop Down in case of State & Tech in case of E.C, B.Tech, B.Tech (IT), B.Tech (AI), B.Tech (IoT), B.Tech (Cyber Security), B.Tech (Cloud Computing), B.Tech (Data Science), B.Tech (Software Engineering), B.Tech (Information Technology), B.Tech (Computer Science), B.Tech (Electronics Engineering), B.Tech (Mechanical Engineering), B.Tech (Automotive Engineering), B.Tech (Aeronautical Engineering), B.Tech (Marine Engineering), B.Tech (Biotechnology), B.Tech (Food Engineering), B.Tech (Textile Engineering), B.Tech (Leather Engineering), B.Tech (Fashion Design), B.Tech (Interior Design), B.Tech (Graphic Design), B.Tech (Animation), B.Tech (Digital Marketing), B.Tech (E-commerce), B.Tech (Mobile App Development), B.Tech (Web Development), B.Tech (Game Development), B.Tech (Blockchain), B.Tech (Big Data Analytics), B.Tech (Artificial Intelligence), B.Tech (Machine Learning), B.Tech (Robotics), B.Tech (Internet of Things), B.Tech (Cloud Computing), B.Tech (Data Science), B.Tech (Software Engineering), B.Tech (Information Technology), B.Tech (Computer Science), B.Tech (Electronics Engineering), B.Tech (Mechanical Engineering), B.Tech (Automotive Engineering), B.Tech (Aeronautical Engineering), B.Tech (Marine Engineering), B.Tech (Biotechnology), B.Tech (Food Engineering), B.Tech (Textile Engineering), B.Tech (Leather Engineering), B.Tech (Fashion Design), B.Tech (Interior Design), B.Tech (Graphic Design), B.Tech (Animation), B.Tech (Digital Marketing), B.Tech (E-commerce), B.Tech (Mobile App Development), B.Tech (Web Development), B.Tech (Game Development), B.Tech (Blockchain), B.Tech (Big Data Analytics), B.Tech (Artificial Intelligence), B.Tech (Machine Learning), B.Tech (Robotics), B.Tech (Internet of Things).

Select State to Which Institute Belongs *

Select State in Drop Down in case of State & Tech in case of E.C, B.Tech, B.Tech (IT), B.Tech (AI), B.Tech (IoT), B.Tech (Cyber Security), B.Tech (Cloud Computing), B.Tech (Data Science), B.Tech (Software Engineering), B.Tech (Information Technology), B.Tech (Computer Science), B.Tech (Electronics Engineering), B.Tech (Mechanical Engineering), B.Tech (Automotive Engineering), B.Tech (Aeronautical Engineering), B.Tech (Marine Engineering), B.Tech (Biotechnology), B.Tech (Food Engineering), B.Tech (Textile Engineering), B.Tech (Leather Engineering), B.Tech (Fashion Design), B.Tech (Interior Design), B.Tech (Graphic Design), B.Tech (Animation), B.Tech (Digital Marketing), B.Tech (E-commerce), B.Tech (Mobile App Development), B.Tech (Web Development), B.Tech (Game Development), B.Tech (Blockchain), B.Tech (Big Data Analytics), B.Tech (Artificial Intelligence), B.Tech (Machine Learning), B.Tech (Robotics), B.Tech (Internet of Things).

Diploma to Which Institute Belongs *

Education Type (Pass Out) *

Specialization *

Year of Passing *

Percentage (For CGPA, convert into Percentage according to University formula) *

Upload Provisional / Passed Certificate (only pdf of size < 1MB) * (Only pdf)

DIPLOMA IN ENGINEERING - TECHNOLOGY: Just after *

Higher Secondary (10+2) Diploma High School (10th) IT

Quick links

- MIE
- MADE portal of MIEE
- AICTE
- National Career Service (NCS)
- Local Model Centre

Help & Reports

- FAQs
- Establishment Manual
- Process Manual (English)
- Process Manual (Hindi)
- Quarterly Skill Assessment

Others

- Apprenticeship act
- RTI
- Stamp
- Declaration
- Privacy

40°C Haze 4:55 PM 6/12/2023

moenats.aicte-india.org/student_module/student-dashboard-education-details.php

DIPLOMA IN ENGINEERING - TECHNOLOGY: Just after *

Higher Secondary (10+2) Diploma High School (10th) IT

School / Institute State *

School / Institute District *

School / Institute Name *

School / Institute Board Name *

Student ID (Enrollment Number) *

School Percentage / CGPA (For CGPA, convert into Percentage according to School formula) *

About your Self *

General Skills (Add comma separated values eg: Skill1, Skill2 and space is not allowed) *

Languages Known (Add comma separated values eg: Hindi, English and space is not allowed) *

Save and Continue

Quick links

- MIE
- MADE portal of MIEE
- AICTE
- National Career Service (NCS)
- Local Model Centre
- Contact Us

Help & Reports

- FAQs
- Establishment Manual
- Process Manual (English)
- Process Manual (Hindi)
- Quarterly Skill Assessment
- Annual Report
- I-ask Desk

Others

- Apprenticeship act
- RTI
- Stamp
- Declaration
- Privacy
- PUGB Handbook

40°C Haze 4:58 PM 6/12/2023

STEP 3: Communication Information

In this address details/mobile details of the student is asked.

The screenshot shows the 'Communication Information' step of the NATA student dashboard. The page header includes the NATA logo and the text 'National Apprenticeship Training Academy (NATA) Instituted by Boards of Apprenticeship Training / Practical Training, Ministry of Education, Government of India'. A navigation bar contains five tabs: 'Basic Details', 'Education Details', 'Communication Information' (active), 'Training Preferences', and 'Bank Details'. A 'Logout' button is in the top right corner. Below the navigation bar, a message reads: 'If you don't know your area pin code please click <https://www.indiapost.gov.in/ks/pages/findpincode.aspx> to find'. The form is divided into two sections: 'Permanent Address' and 'Present Address'. Each section contains a 'Pin Code' field (with '110073' entered), a 'Post Office' dropdown menu (with 'BISCOOPURBA' selected), a 'District' dropdown menu (with 'NEW DELHI' selected), a 'State/UT' dropdown menu (with 'DL' selected), and an 'Address' text field (with 'UNDAWATI ROAD NEW DELHI' entered). A 'Save and continue' button is located at the bottom of the form. The Windows taskbar at the bottom shows the search bar, task view, and system tray with weather (40°C Haze) and date/time (6/12/2023, 4:59 PM).

STEP 4: Training preferences

Further, the student needs to update the training preferences such as field and location of apprenticeship.

The screenshot shows a web browser window with the URL moenats.aicte-india.org/student_module/training_details.php. The page header includes the NATS logo and the text: "National Apprenticeship Training Scheme (NATS) Instituted by Boards of Apprenticeship Training / Practical Training Ministry of Education, Government of India". A navigation bar contains five steps: 1. Basic Details, 2. Education Details, 3. Communication Information, 4. Training Preferences, and 5. Bank Details (highlighted in red). The main content area is titled "Training Preferences" and contains two sections: "Location Preference" and "Field Preference".

Location Preference

| | |
|---------------------|------------------------|
| Preferred State - 1 | Preferred District - 1 |
| DELHI | NEW DELHI |
| Preferred State - 2 | Preferred District - 2 |
| DELHI | EAST DELHI |
| Preferred State - 3 | Preferred District - 3 |
| DELHI | NORTH DELHI |

Field Preference

| | |
|---------------------|---------------------|
| Preferred Field - 1 | Preferred Field - 2 |
| ENERGY | BEAUTY AND WELLNESS |
| Preferred Field - 3 | |
| SPORTS AND FITNESS | |

At the bottom of the form is a red button labeled "Save and continue". The Windows taskbar at the bottom shows the date and time as "Monday, June 12, 2023 5:02 PM IN 6/12/2023" and the weather as "40°C Haze".

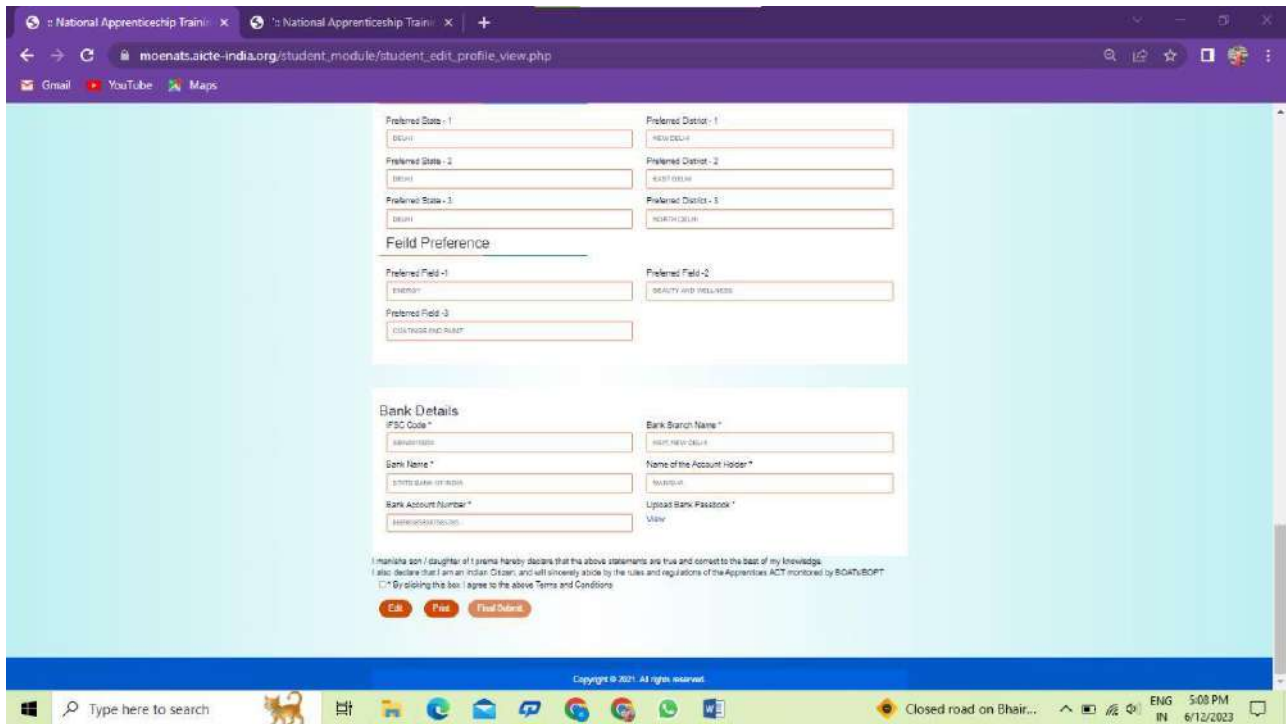
STEP 5: Bank details

The students are asked to fill the bank account details, for stipend receiving.

The screenshot shows the NATS student dashboard at moenats.aicte-india.org/student_module/student_dashboard_bank_info.php. The page features a blue header with the NATS logo and text: "National Apprenticeship Training Scheme (NATS) Instituted by Boards of Apprenticeship Training / Practical Training Ministry of Education, Government of India". Below the header is a navigation bar with five steps: 1. Basic Details, 2. Education Details, 3. Communication Information, 4. Training Preferences, and 5. Bank Details (the current step). A warning message states: "We assure you that your bank details will not be shared with anyone without your consent. NATS team will never ask for your Debit Card/Bank Account details on phone call or through any other medium. In case you receive any such request, you are encouraged to report the matters up." Below this is a form titled "Please finish the bank accounts details in which you want to get stipend by establishment." with fields for IFSC Code, Bank Name, Bank Branch Name, Bank Account Number, and Name of the Account Holder. There is also an option to "Upload Passbook (Only pdf)". A "Save and Proceed" button is at the bottom left of the form. The footer contains "Quick links", "Help & Reports", and "Others" sections, along with logos for India.gov.in and Skill India.

STEP 6: Profile view and final submit

Scroll down to the end of the page, cross-check the details and click on “**SUBMIT**” button.



3.Contract management by Student

Apprenticeship advertisement on student dashboard

Advertisements show on dashboard in listing way, they can apply to their suitable apprenticeship by viewing the details like,

1. Apprenticeship title, description, duration, location, skills required, qualification required to apply.
2. After applying, they can check for application status from the application management

Student dashboard with apprenticeship advertisement

Apply against Skills vacancies

| Industry Name | Post Title | State | District | Vacancies | Date of Publication | Last Date to Apply | View | Action | Status |
|---------------|------------|----------------|---------------|-----------|---------------------|--------------------|----------------------|--------|--------|
| Vamsi tech | ECE | ANDHRA PRADESH | VISAKHAPATNAM | 10 | 21-Jul-2022 | 28-Jul-2022 | View | | |

Student has to accept the contract request from establishment firstly, in order to send request to BOAT for final confirmation.

Application Management

Applied Apprenticeship

| Location | State Name | Company Name | Apprenticeship Name | Date of Application | Status | Action |
|----------|-------------|--------------|---------------------|---------------------|--|--|
| DEHRADUN | UTTARAKHAND | Akash | TITLE | 25-Jul-2022 | Akash Industry generating the contract for Apprenticeship Training whether you would to Accept or Reject | Accept Reject |

On acceptance, Contract request sent to BOAT for approval

Apply against Skills vacancies

| Industry Name | Post Title | State | District | Vacancies | Date of Publication | Last Date to Apply | View | Action | Status |
|---------------|------------|-------------|----------|-----------|---------------------|--------------------|----------------------|-------------------------|------------------------------------|
| Akash | TITLE | UTTARAKHAND | DEHRADUN | 13 | 23-Jul-2022 | 23-Jul-2022 | View | Applied | Contract Sent For Approval of Boat |

3.1 Contract Accepted and downloaded

Contract management by student

After the establishment contract initiation, student has to accept the contract request from establishment firstly, in order to send request to BOAT for final confirmation.

Contract is download by student & engaged into apprenticeship program

BOARD OF PRACTICAL TRAINING (EASTERN REGION)

(An Autonomous Body Under Ministry of Human Resource Development, Department of Higher Education, Government of India)



Block- EA, Sector- I, Salt Lake City, Opp to Labony Estate, Kolkata - 700064

Phone No: 033 - 23370750 / 23370751 Fax No: 033-2321 6814 Email: info@boptr.gov.in

Website: <http://www.mhrdnats.gov.in/>



APPRENTICESHIP CONTRACT REGISTRATION FORM

APPRENTICE INFORMATION

| | | | | |
|--|----------------------|--|------------|--|
| Name | Gender | Date of Birth | Age | |
| BITTU KUMAR | M | 2003-01-16 | 19 | |
| Father / Mother Name | Enrollment Number | Caste | PWD | |
| AJAY MANDAL | 1171818025 | OBC | N | |
| Address for Communication | Mobile Number | Email Address | Age 19 | |
| Barhiya SO, WARD NO 17, BARHIYA, LAKHISARAI, LAKHISARAI UTTARAKHAND, 811302 | 6206925676 | bittu16012003@gmail.com | 25 | |
| | Father / Mother Name | Enrollment Number | Caste | |
| | AJAY MANDAL | 1171818025 | OBC | |
| PWD | | | | |
| N | | | | |

EDUCATIONAL QUALIFICATION

| | | |
|--|---|--|
| Name of the Institution / College /University | Univ. Regn. Number / DOTE / Month & Year of passing DTE Regn. Number / +2 Regn | Educational Qualification |
| GOVT. POLYTECHNIC | 1-512869913 October, 2021 | COMPUTER SCIENCE AND ENGINEERING - COMPUTER SCIENCE AND ENGINEERING |

TRAINING DETAILS

| | | |
|--|--------------------|-----------------------|
| Training start date | Period of Training | Stipend Rs. per month |
| 12-07-2022 | Months | 8000 |
| The apprentice would be undergoing training under section 22 (1) | | |

NAME AND ADDRESS OF THE EMPLOYER


| | | |
|---------|-----------------|-------------------------------|
| Akash - | Doranda, Ranchi | RANCHI, JHARKHAND - 834002 |
|---------|-----------------|-------------------------------|

4. Student Profile LOCKED

1. Once a student contract is created, their profile is locked as they can't apply for any more apprenticeships.
2. If they need any change in profile they need to request BOAT for it.

So, if the student is selected through SEC 22(A), the student is taken as an employee into the same establishment after the apprenticeship program is finished.

If it's SEC 22(B), the student can apply to jobs available after the apprenticeship program ends.



The screenshot shows a user interface for an ECE student. At the top, there is a blue navigation bar with the following menu items: Dashboard, Profile, Issues/Grievances, Application Management, Issues/Grievances, Event Management, Help, and Logout. Below the navigation bar, the main content area has a light blue background. On the left side, it says "Welcome, ECE STUDENT!". On the right side, there is a red notification box with white text that reads: "Your profile is locked as you are doing apprenticeship click here to raise change your profile".

Contact Us

Email: natssupport_student@aicte-india.org

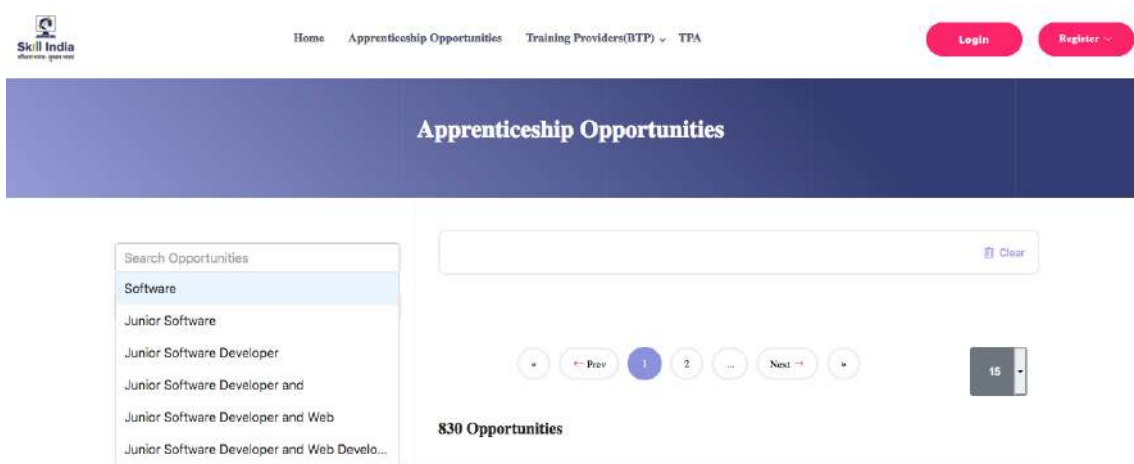
Landline: 011-29581332

Candidate Instruction Manual

THE APPRENTICESHIP PORTAL

The Apprenticeship Portal is a website of the Central Government for exchange of information on Apprenticeship. The public view gives you access to information on Apprenticeship Opportunities Posted by Companies, Registered Candidates, and Apprenticeship Guidelines.

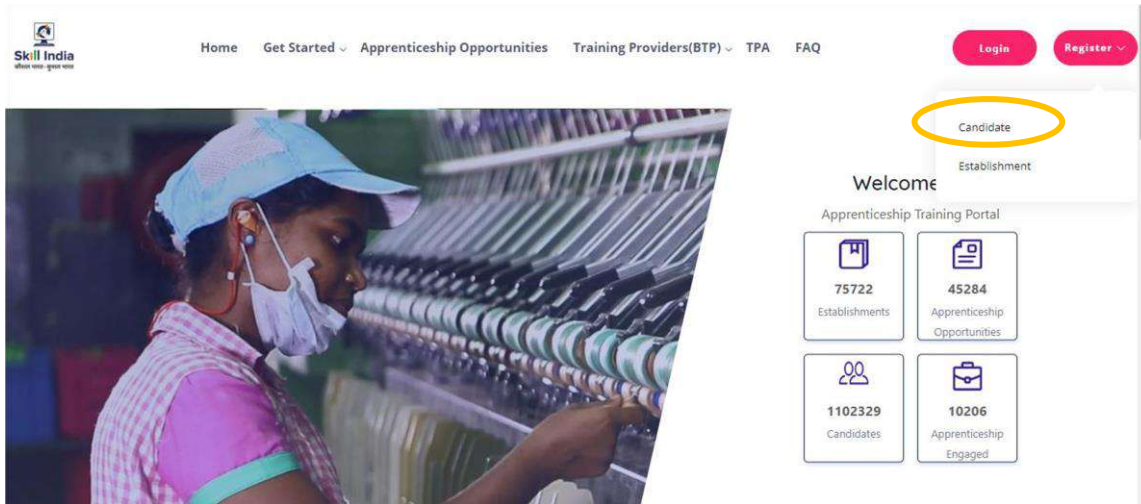
The Candidates can access to information such as available Apprenticeship Opportunities basis the Search Parameters like State, District, Sector and Trade, Organization and so on. To apply against available apprenticeship opportunities, it is mandatory for you register on the portal. The steps for registration are as follows:



Note: The fields marked in * are mandatory.

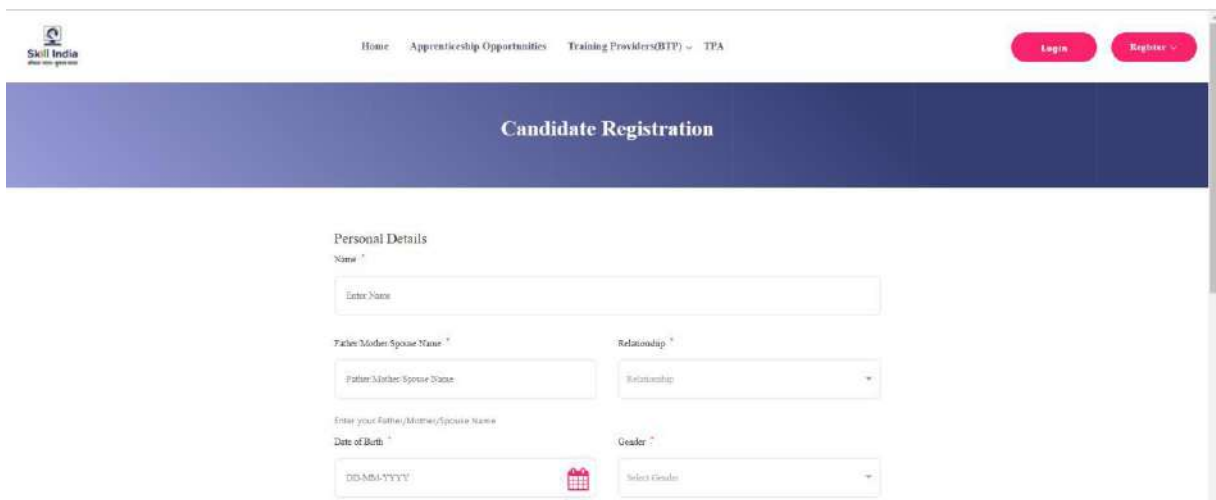
Candidate Registration

Click on the **“Register”** button the top toolbar and select the option **Candidate**.



A **Short Registration Form** will open (as shown below). You would be required to fill your Basic, Family and Contact details and click continue.

Note: Please enter a valid email ID as the activation link will be send through a mail to that ID. Also, remember the password and you will use it to login to your account on the Apprenticeship Portal.

A screenshot of the 'Candidate Registration' form. The form is titled 'Candidate Registration' and is divided into 'Personal Details'. It contains the following fields:

- Name *
- Enter Name
- Father/Mother/Spouse Name *
- Relationship *
- Enter your Father/Mother/Spouse Name
- Date of Birth *
- Gender *
- DD-MM-YYYY
- Select Gender

Mobile Number *

Email ID *

Password *

Confirm Password *

Your password must be 6 characters long.
Password is required

Disclaimer

By signing up, you agree to the Terms of Service and Privacy Policy, including cookie Use others will be able to find you by email or phone number when provided.

Submit

A dialog Box with the **Registration number** will notify your account creation after which you will receive an activation Email on the registered Email Address.

Father/Mother/Spouse Name *

Relationship *

Enter your Father/Mother/Spouse Name

Date of Birth *

Mobile Number

Password *

Your password must be 6 characters long.
Password is required

Disclaimer

By signing up, you agree to the Terms of Service and Privacy Policy, including cookie Use others will be able to find you by email or phone number when provided.

Registered Successfully!!

Please check your email for activation!

Please note this registration number

A012019005631

OK

On the Email, click the **'Activate'** button (as shown in the image below)

Apprenticeship Portal

Dear ananya,

Reply all |  Delete |  Junk | 

Please note this number for all communications

Please Activate your Account

[Activate](#)

Thank you for using our application!

Regards,
Apprenticeship Portal

If you're having trouble clicking the "Activate" button, copy and paste the URL below into your web browser: <https://apprenticeshipindia.org/activate/5c4df58f44f7d76386684f82/LLtqmuVvCX7se3ppN8hFzw5upmNT6S>

Login

Once you click on the Activate Button, the screen will automatically **redirect you to the Log-In page** (see below) where you type your registered **Email ID/Registration Number**

and Password (*the email ID and Password are the same you mentioned during registration*) to login.

[Home](#) | [Apprenticeship Opportunities](#) | [Training Providers\(BTP\)](#) | [TPA](#)

Login

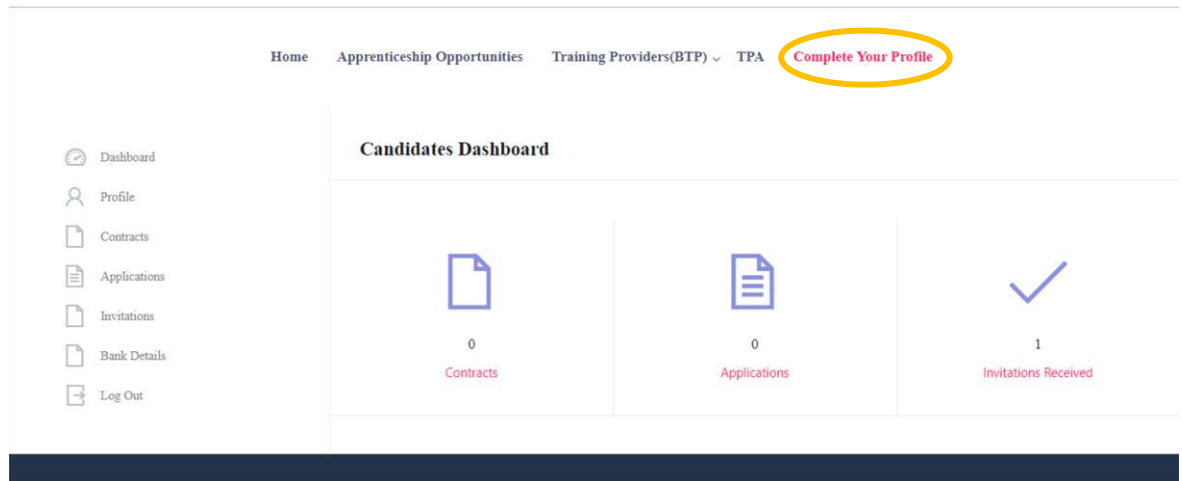
[Login](#)

[Resend activation link?](#)

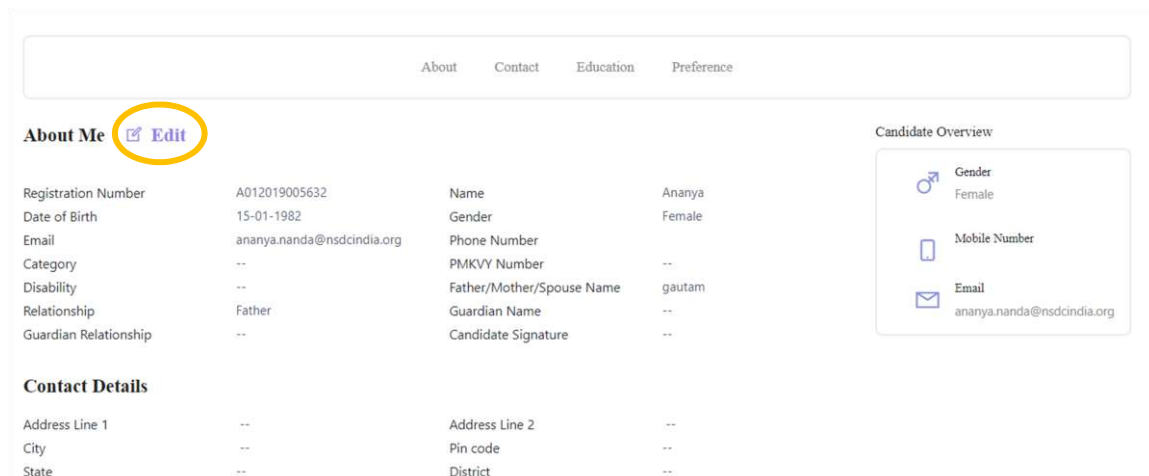
[Forgot Password?](#)

Profile Completion

Once Logged In, you will have to click on the button **‘Complete Your Profile’** (encircled below). You will not be able to apply to any Apprenticeship Opportunity without completing your profile.



Start by clicking the **‘Edit’** button (encircled below) to add your “About Me” and Contact Details.



On clicking the 'Edit' button, the following screen will emerge. *The fields marked in '**' are mandatory.*

[< back to profile](#)

Basic Details

Email

ananya.nande@mcindia.org

Mobile Number

Enter Number

Gender

Female

Has Disability

Yes No

Date Of Birth *

15/01/1982



Date Of Birth Document *

Choose file No file chosen

Please upload only (jpeg, jpg, png, pdf) files
Maximum 4MB only allowed

Father/Mother/Spouse Name *

gautam

Relationship *

Father

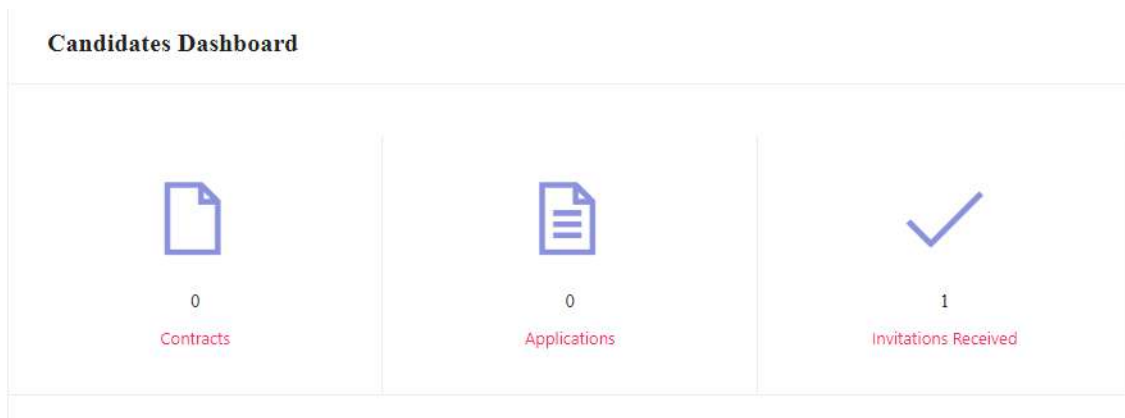
Id Proof Type *

Select Proof type

Document Proof *

Choose file No file chosen

Understanding Candidate Dashboard



There are 3 items on your dashboard and they are explained below:

1. **Invitations Received** – Some companies screen your profile and if they feel you're fit for the opportunity, they send out an invitation to you to apply to the opportunity. This section lists the number of invitations received by the candidate.
2. **Applications:** This section lists the number of Apprenticeship Opportunities you had applied to.
3. **Contracts:** This section will show the contract you have signed with the company. Multiple companies can send you contracts, however, you will only be able to accept one.

Apply to Opportunities

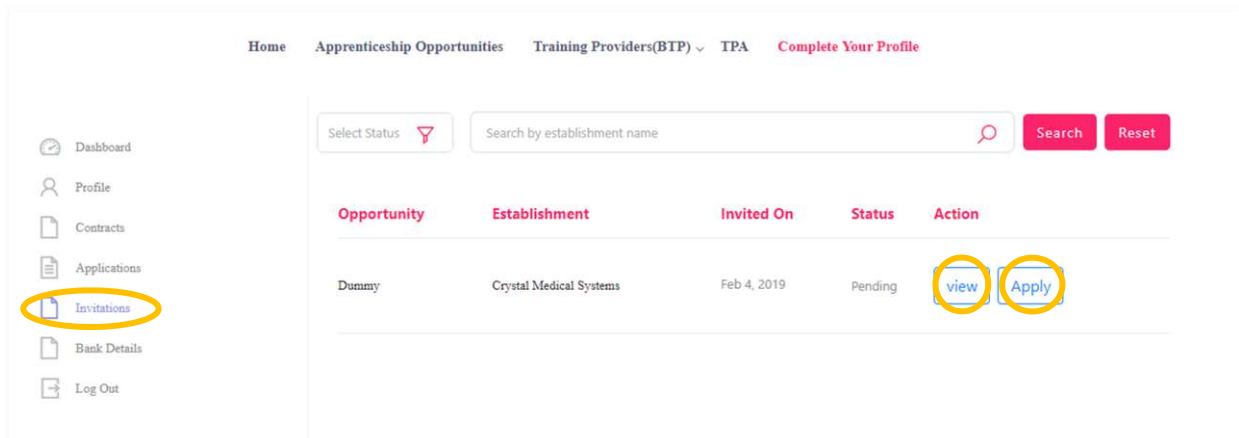
You can use the option **“Apprenticeship Opportunities”** on the top toolbar to view the opportunities. You can search by **keywords**, such as ‘hospitality’ or ‘fitter’, ‘operator’, ‘chef’, ‘sewing machine’ and so on in the ‘Search Opportunities’ section (encircled below)

The screenshot displays the 'Apprenticeship Opportunities' page. At the top, the navigation bar includes 'Home', 'Apprenticeship Opportunities' (circled in yellow), 'Training Providers(BTP)', and 'TPA'. Below this is a dark blue header with the text 'Apprenticeship Opportunities'. On the left, a search bar contains the text 'chef' (circled in yellow), with a dropdown menu showing suggestions: 'Chef', 'Trainee Chef', 'trainee Chef', and 'Trainee Chef Apprenticeship'. To the right of the search bar is a 'Clear' button. Below the search bar is a pagination control showing '1' of 15 items. The main content area is titled '911 Opportunities' and lists two opportunities. The first is 'Customer Relationship Executive' by 'Navyon Global Solutions Pvt.Ltd', with a description: 'Person will be handling customer over the email and chat. Calling will b...'. It has a location of 'Gurgaon, Haryana', a duration of '900 Hours', and was posted on '04-02-2019'. The 'Apply' button for this opportunity is circled in yellow. The second opportunity is 'Apprentice' by 'BAPS Shastriji Maharaj Hospital', with a description: '...'. It also has 'Apply' and 'View' buttons.

Simply click on the **‘Apply’** button (encircled above) to apply to the opportunity of your choice.

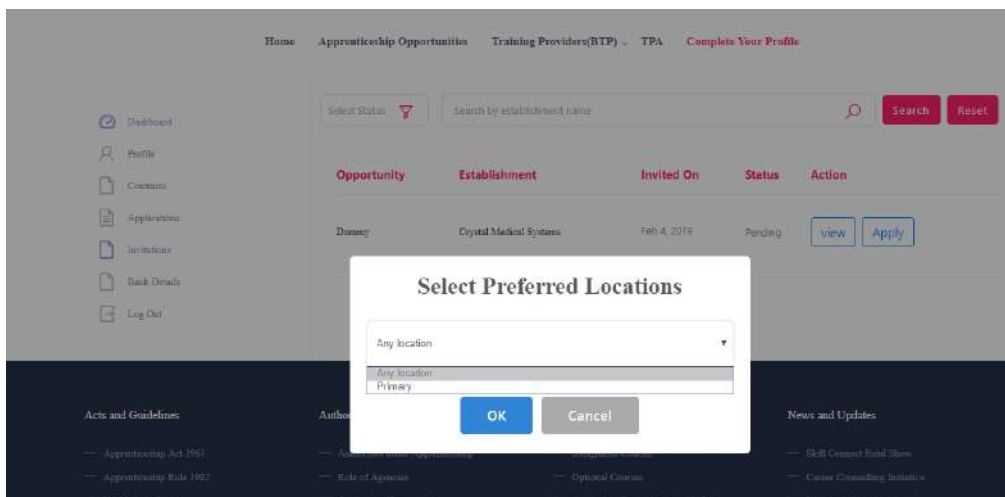
Invitations

Companies can view your profile and invite you to apply to an apprenticeship opportunity posted by them. You can view them by clicking the **'Invitations'** option (encircled below) on the left menu.



You can view the details of the opportunity by clicking on the **'View'** button (encircled above). If the opportunity interests you, you can click on the **'Apply'** button (encircled above) to apply to the opportunity.

On clicking 'Apply', you will be given the option to **choose the location** (in cases where the company has offered opportunity in several locations). The following box will appear and you can choose the location based on your preference.



Applications and Selection Process

You can view all your application on the tab 'Applications' (encircled below) on the left menu.

The screenshot shows a web application interface for managing applications. The top navigation bar includes 'Home', 'Apprenticeship Opportunities', and 'Training Providers(BTP) > TPA'. The left sidebar contains a menu with 'Applications' highlighted in a yellow circle. The main content area features a search bar and a table of applications. The table has columns for Opportunity, Establishment, Applied On, Status, and Action. The 'Status' column for the second and third rows is highlighted in a yellow circle, showing 'Contract issued'.

| Opportunity | Establishment | Applied On | Status | Action |
|---|---|------------|-----------------|----------------------|
| Food and Beverage Service Trainee Course name: Food and Beverage Service Trainee | The Chocolate Room India Private Ltd | 31-01-2019 | Pending | View |
| Food and Beverage Service Trainee Course name: Food and Beverage Service Steward | NEW ARAM RESTAURANT AND LODGING BOARDING JAMNAGAR | 31-01-2019 | Contract issued | View |
| Front office Trainee Course name: Front Office Trainee | NEW ARAM RESTAURANT AND LODGING BOARDING JAMNAGAR | 31-01-2019 | Contract issued | View |

The page will show you a summary of all your applications.

After to an Opportunity, the company will review your profile and call invite you for an interview. If the company selects you, they will issue a 'Contract', and you will be able to see this in the 'Status' column above.

View and Accept Contract

If a company wants to make you an offer, they will send the contract to you. To view the list of contracts, click on the option **'Contracts'** (encircled below) in the left menu

Home Apprenticeship Opportunities Training Providers(BTP) TPA

Select Status Search by contract code Search Reset

| Code | Opportunity | Establishment | StipendActions |
|--------------------|---|---|----------------------|
| TMPCON012019000478 | Food and Beverage Service Steward Course Food and Beverage Service Steward | NEW ARAM RESTAURANT AND LODGING BOARDING JAMNAGAR | View |
| CN022019000271 | Front office Trainee Course Front Office Trainee | NEW ARAM RESTAURANT AND LODGING BOARDING JAMNAGAR | View |
| CN022019000271 | Front office Trainee Course Front Office Trainee | NEW ARAM RESTAURANT AND LODGING BOARDING JAMNAGAR | View |

To view details of the contract, click on the option **'View'** (encircled above).

You will be able to see all details of opportunity – Stipend details, working days, location and so on. If all the details are correct as per your knowledge, you can accept the contracts by selecting the option **'Sign'** (encircled below). If for any reason, you don't plan to accept the opportunity, you can select the option **'Reject'** and the contract will get deleted.

Home Apprenticeship Opportunities Training Providers(BTP) TPA

CODE: TMPCON012019000478
(Contract to be signed within 5 days from contract generation)

Status: Pending [Sign](#) [Reject](#)

| Opportunity | | | |
|-----------------|-----------------------------------|-----------------------|------------|
| Name | Food And Beverage Service Steward | Code | AO002013 |
| Stipend Details | | Contract Generated at | 31-01-2019 |

| Course Details | | | |
|----------------|----------------|-------------|-----------------------------------|
| Course Code | CO012019000008 | Course Name | Food and Beverage Service Steward |